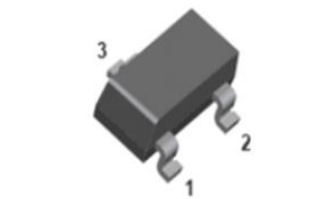
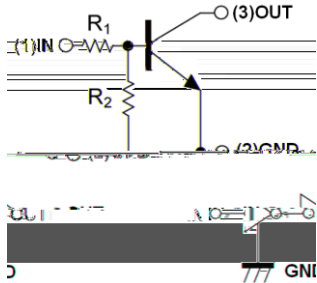


4 4

(



1. IN
2. GND
3. OUT

SOT-23-3L

Features

- General switching and amplification
- Surface mount package ideally suited for automatic insertion

Application

- Signal amplification
- Switching circuit

Mechanical data

- Tin plated leads, solderable per J-STD-002 and JESD22-B102

Maximum Ratings ($T_a=25$ Unless otherwise specified)

Item	Symbol	Unit	Conditions	Value
Device marking code				TL
Collector-base voltage	V_{CC}	V		50
Collector-emitter voltage	V_{IN}	V		-10 to +40
Collector current	I_o	mA		100
Power dissipation	P_D	mW		200
Junction temperature	T_J			-55 to +150
Storage temperature	T_{STG}			-55 to +150



) 1

Electrical Characteristics ($T_a=25$ Unless otherwise specified)

Item	Symbol	Unit	Conditions	Min	Typ	Max
Input voltage	$V_{I(off)}$	V	$V_{CC}=5V, I_c=100\mu A$	0.8		
	$V_{I(on)}$	V	$V_o=0.3V, I_c=2mA$			4
Output voltage	$V_{O(on)}$	V	$I_o / I_i = 10mA/0.5 mA$			0.3
Input current	I_i		$V_i=5V$			160
Output current	$I_{O(off)}$	μA	$V_{CC}=50V, V_i=0$			0.5
DC current gain	G_I		$V_o=5V, I_o = 5mA$	56		
Input resistance	R_1			33	47	61
Resistance ratio	R_2/R_1			0.37	0.47	0.57
Transition frequency	f_T	MHz	$V_o=10V, I_o=5mA, f=100MHz$		250	

Parameter	Symbol	Unit	Value
Thermal resistance, junction-to-ambient	$R_{-A}^{(1)}$	$^{\circ}C/W$	625
Thermal resistance, junction-to-case	$R_{-C}^{(1)}$	$^{\circ}C/W$	500

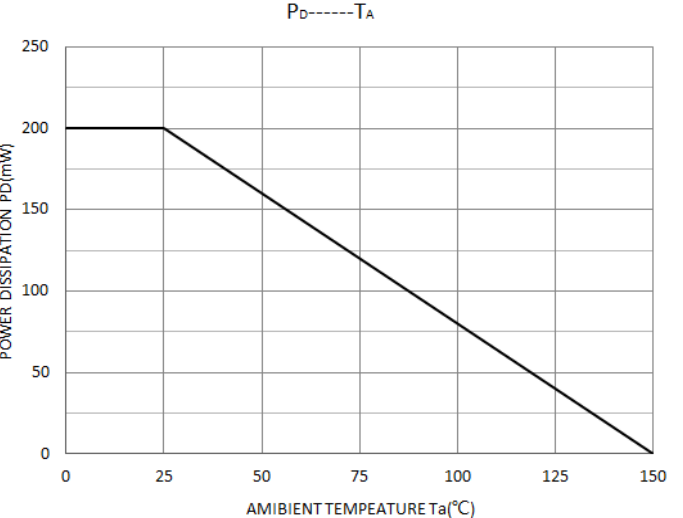
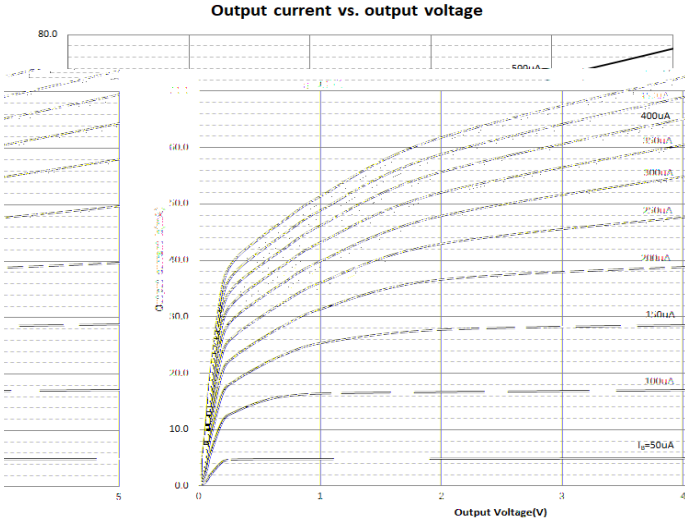
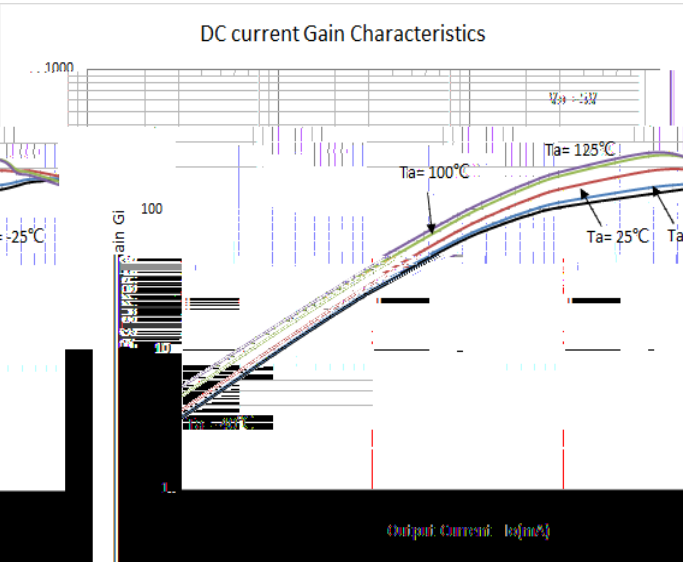
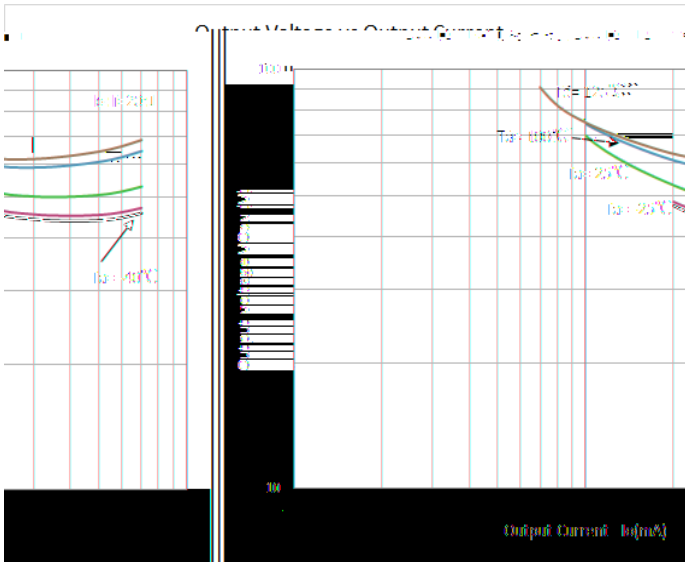
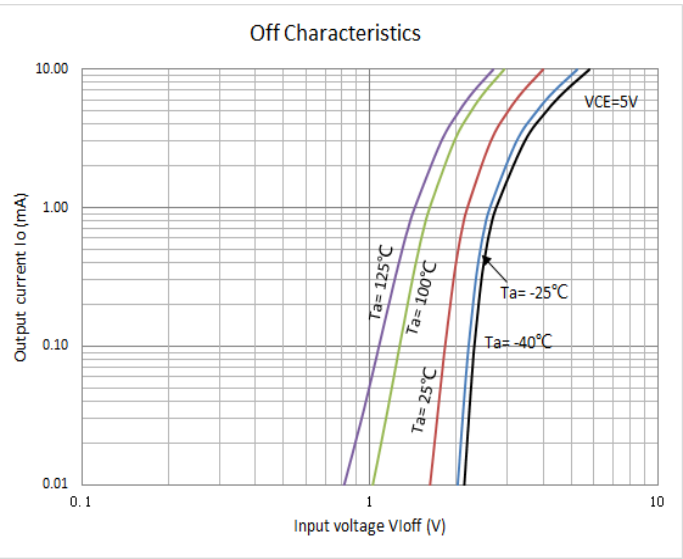
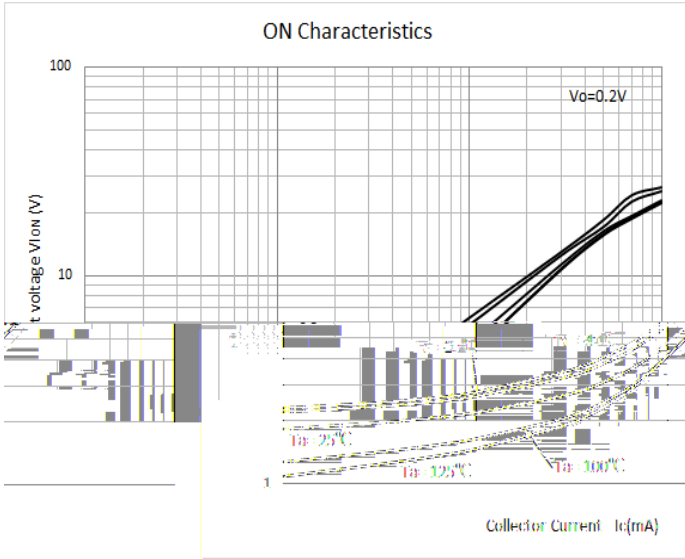
Note:

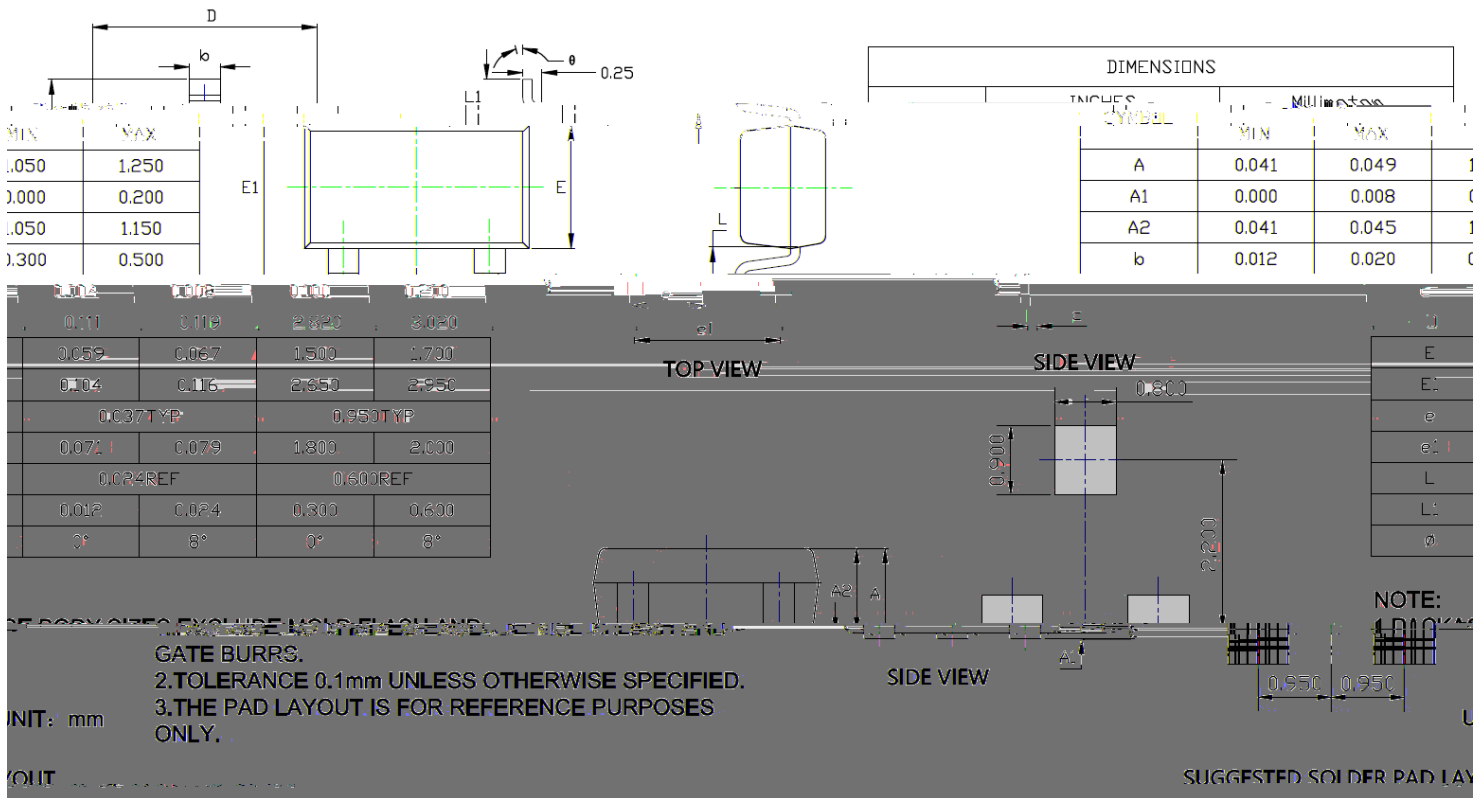
- 1 Device mounted on PCB, single-sided copper with standard footprint

Preferred P/N	Packing code	Unit weight(g)	Minimum package(pcs)	Inner box quantity(pcs)	Outer carton quantity(pcs)	Delivery mode
DTC144WKA	F2	Approximate 0.014	3000	30000	120000	7




)





Note:

- All dimensions are in millimeters (mm) unless otherwise specified.
[所有尺寸均以毫米为单位，除非另有说明]
- General tolerances: ±0.10mm unless otherwise specified.
[通用公差为±0.10mm，除非另有说明]





Disclaimer

The information presented in this document is for reference only. Yangzhou Yangjie Electronic Technology Co., Ltd. reserves the right to make changes without notice for the specification of the products displayed herein to improve reliability, function, or design or otherwise.

The product listed herein is designed to be used with ordinary electronic equipment or devices, and not designed to be used with